


M 500 N(C)S

M 500 N(C)

Unidirectional
Dynamic Microphone

ENGINEERING DATA

- Dynamic ribbon microphone
- True hypercardioid characteristic
- Unique four stage integral blast filter
- Robust all metal case
- "Standard" setting specification consistency
- Lockable ON-OFF-switch with M 500 N(C)S

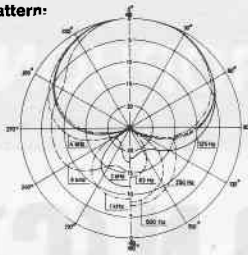
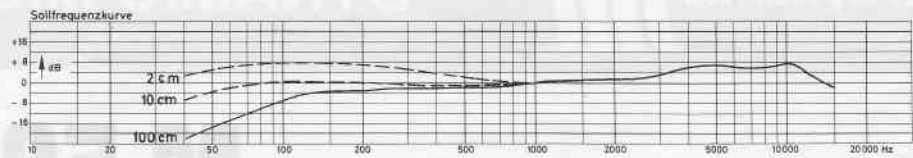


DESCRIPTION AND APPLICATIONS

The beyerdynamic model M 500 is a true hypercardioid dynamic ribbon microphone with wide range response and high output, created especially for the most exacting professional use. Emphasizing a major technological breakthrough in ribbon design technique, the M 500 is particularly suited for high level sound applications. The unique beyerdynamic ribbon used in the M 500 measures only 0.85" in length, and weighs only 0.00034 grammes. The transducer mass is, therefore, a mere fraction of that of the speech coil and diaphragm of a moving coil microphone, and this results in a demonstratively better transient response. An improved "no feedback" characteristic is also obtained, and this is particularly important in commercial sound applications.

The M 500 print out shows the rising high frequency response so essential to modern music artists and others, the result of months of research and design innovation. In this respect, the M 500 is unlike the standard beyerdynamic ribbon, which is essentially flat in response. A new and unique four stage integral blast filter permits hand held use with lips almost touching the microphone without danger of popping, hissing and breathing sounds.

The M 500 was primarily developed to cover the special needs of pop vocalists and instrumentalists, and records the true sound of the music in absolute fidelity. It combines the sharp attack of a condenser and the sturdy reliability of a moving coil with the unique presence of a ribbon. The M 500 is designed to withstand the rigors of professional use, will accept sound levels of more than 130 db and is completely unaffected by extremes of atmospheric conditions.

Polar pattern:**Frequency response curve ($\pm 2,5$ db):**


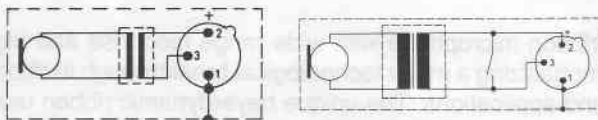
This polar pattern and frequency response curve correspond to typical machine run specifications from a standard M 500.

SPECIFICATIONS

Operating principle:	pressure gradient
Frequency response:	40 — 18,000 Hz.
Polar pattern:	hypercardioid
Side attenuation at 120° and 1 kHz:	> 20 db
Open circuit voltage at 1 kHz	1,2 mV/Pa \pm -58 dbV
Output level:	\pm -57 dbm (0 dbm \pm 1 mW/Pa)
EIA Sensitivity rating:	-150 dbm
Nominal impedance:	200 ohms
Load impedance:	> 1,000 ohms
Diaphragm (ribbon):	pure aluminum
Case:	aluminum
Case finish:	matte black anodized
Net weight (less cord):	9,52 ounces (270 grams)
Built-in male connector:	Cannon XLR or equivalent (wiring: 1 ground, audio 2+, 3-)

OPTIONAL ACCESSORIES

Cable:	type MVK N(C) , 7,5 m, two conductor, shielded, broadcast type, synthetic rubber-jacketed. Professional three-pin female audio connector on microphone end (mates with Cannon XLR series or equivalent connector), but without connector at the equipment end of the cable, leads white (inphase) and blue.
Microphone clamp:	quick release clamp MKV 6
Pop screen:	PS 500
Gooseneck:	SH 15/400 N(C) base plate ZSH 30
Table stand:	ST 300 with MKV 6
Floor stands:	ST 201/1 , ST 201 A/1 , ST 205 A/1 + boom arm SCH 211
Adapter:	MZS N(C)-N (plug-in type to adapt male Cannon XLR type connector to a 3-pin DIN connector)
High quality transformers to connect low impedance lines to high impedance inputs, or vice versa	TR/BV 3.45.0.15.006/C-K/5 — cable transformer, length of cable 5 m, turns ratio 1:15, impedance 200 ohms/45 kohms. Low impedance side — professional three-pin female audio connector, high impedance side — standard 6.35 mm (1/4 in.) phone plug TR/BV 3.41.0.15.006/C-C , plug-in transformer, turns ratio 1:15, impedance 200 ohms/45 kohms, input professional three-pin female audio connector, output three-pin male audio connector (male and female connector to mate with Cannon XLR series or equivalent) For other transformers (e.g. different turns-ratio, DIN connectors) please inquire or see general catalog.

DIMENSIONS
in inches
(millimeters in brackets)**WIRING DIAGRAM****M 500 N (C):****M 500 N(C)S:**

Positive pressure produces positive voltage at (+) pin.

FURNISHED ACCESSORIES **

Carrying case	black de luxe leatherette presentation case
Swivel adapter	MKV 8

** may vary in its composition

ARCHITECTS' AND ENGINEERS' SPECIFICATIONS

The microphone shall be an unidirectional (dynamic) type microphone with a frequency range of 40 — 18,000 Hz. The generating element of this unit shall be a ribbon transducer. The microphone shall have a true hypercardioid polar characteristic with attenuation at 120° of 20 db. The microphone output shall be -57 dbm when 0 dbm \pm 1 mW/Pa respectively 1,2 mV/Pa. EIA sensitivity rating at 1,000 Hz. shall be -150 dbm. Nominal impedance shall be 200 ohms. The case shall be made of aluminum. Case finish shall be matteblack anodized. The overall dimensions shall be: 7.28" (185 mm) in length, diameter of the head 2.22" (56.5 mm) and diameter of the conical shaft 1.34" (34 mm) / 0.95" (24 mm).

The microphone shall be available with a three-pin male audio connector (Cannon XLR or equivalent) version M 500 N(C) S with a lockable ON-OFF-switch.

The beyerdynamic M 500 is specified.

distributed by:

subject to change without notice

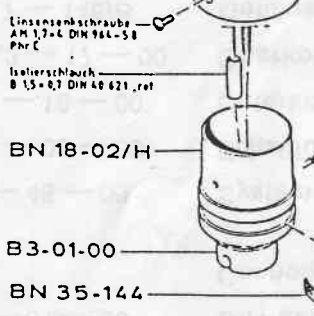
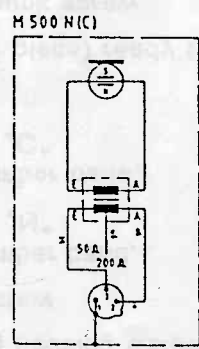
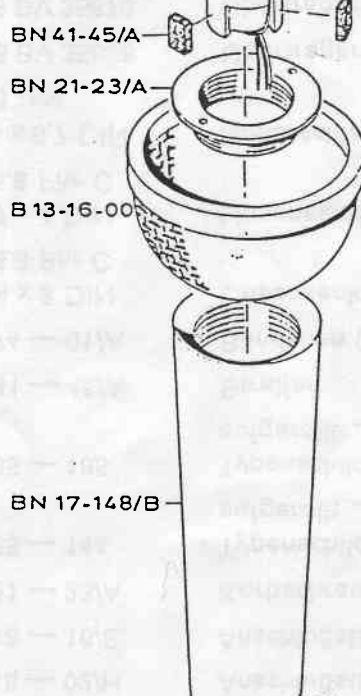
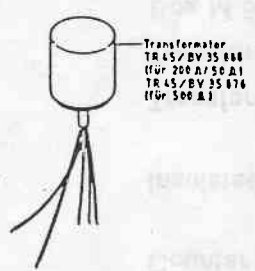
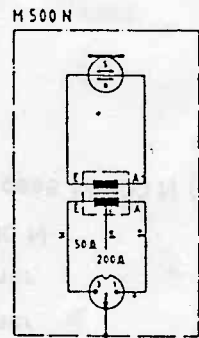
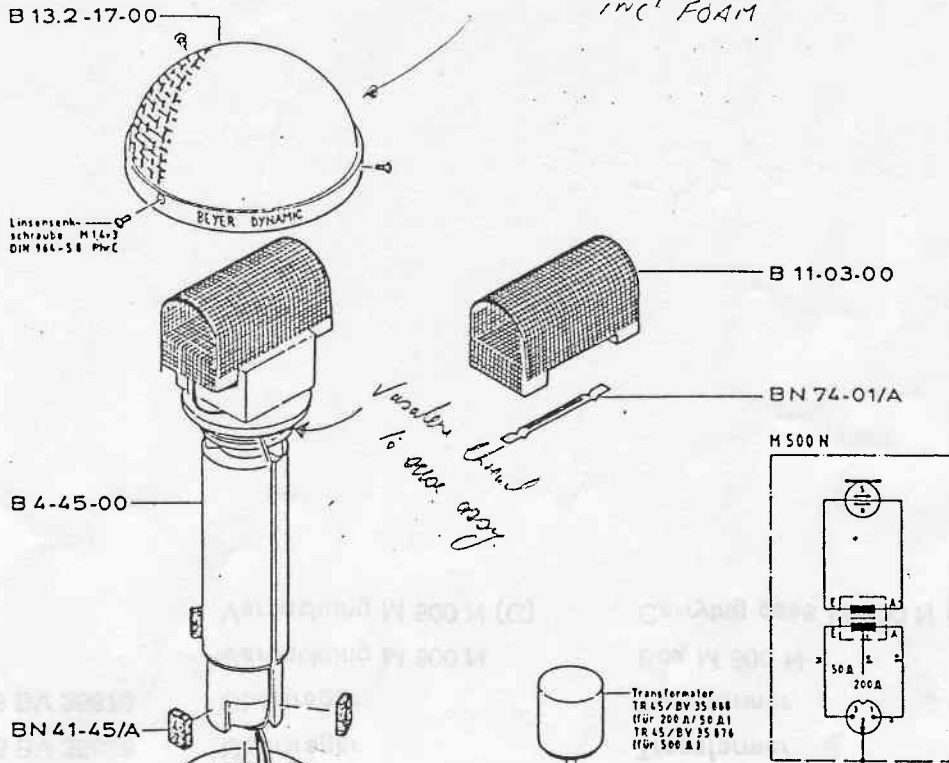


EUGEN BEYER ELEKTROTECHNISCHE FABRIK GMBH & CO.
 THERESIENSTRASSE 8 · P.O. BOX 1320 · D-7100 HEILBRONN
 TELEPHONE (7131) *617-0 · TELEX 0728771

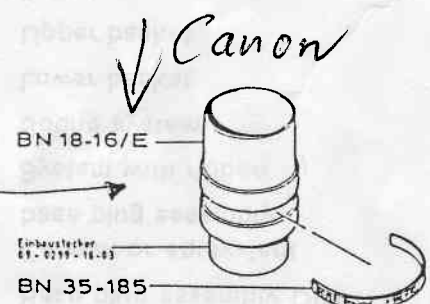
Ersatzteilliste M 500

Replacement parts M 500

NEW THREADED B13.33-00 255.521
INC' FOAM

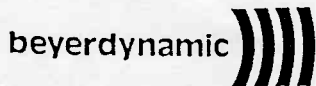


DIN
wird in
when Silver this
becomes BN 18-02/H
is also silver



Canon

Canon
Spind
3
Yellow
Blue 7
This is not Kanzi's the
case as sometimes the
polarity of the system
is switched around.
CHECK ON DISASSEMBLY.



EUGEN BEYER ELEKTROTECHNISCHE FABRIK GMBH & CO.
THERESIENSTRASSE 8 · POSTFACH 1320 · D-7100 HEILBRONN
TEL. (07131) 617-0 · FAX (07131) 60459 · TELEX 07 28 771

B 3 — 01 — 00	DIN Einbaustecker Cannon-Einbaustecker	Base plug assembly DIN Cannon or equivalent base plug assembly
B 4 — 45 — 00	System mit Bändchen	System with ribbon
B 11 — 03 — 00	Schallführung	Sound system
B 13 — 16 — 00	Unterkorb	Lower basket
B 13.2 — 17 — 00	Oberkorb	Upper basket
BN 17 — 148/B	Gehäuse	Barrel
BN 18 — 02/H	Anschlußstück DIN	Base plug housing DIN
BN 18 — 16/E	Anschlußstück Cannon	Base plug housing Cannon
BN 21 — 23/A	Korbschraube	Basket screw
BN 35 — 144	Typenschild, aufgerollt „N“	Serial number band, rolled up „N“
BN 35 — 185	Typenschild, aufgerollt „C“	Serial number band, rolled up „C“
BN 41 — 45/A	Streifen	Strip
BN 74 — 01/A	Bändchen (1 Stück) geprägt	Ribbon (1 piece) ready to mount
M 1,4 x 3 DIN 964-5.8 Phr C	Linsensenkschraube	Counter sunk screw
M 1,7 x 4 DIN 964-5.8 Phr C	Linsensenkschraube	Counter sunk screw
B 1,5 x 0,7 DIN 40621, rot	Isolierschlauch	Insulated tubing, red
TR 45 BV 35888	Übertrager	Transformer
TR 45 BV 35876	Übertrager	Transformer
	Verpackung M 500 N	Box M 500 N
	Verpackung M 500 N (C)	Carrying case M 500 N (C)